

cevia



.....

.....

.....

.....

.....

.....





		- - - -



35

1

2

1.00

3

A

4

20 90%
60 120

/

11.63 /

20

6.90 /

10%

20

7.59 /

1

=

/

1:0.6526

1

0.6526

5

642,078,255

1,430,578,784

933,595,715

6

7

1

" "

/

20

11.63 /

20





2

/

20


6.90 /

20



3

16



b. 883180.WI

20 10

20%

10 20 20

20%

a. 399106.SZ 20

10

20%

10 20 20

20%

b. 883180.WI

20 10

20%

10 20 20

20%

4

10

9

10

1

2

3

/

4

5

6

“ ”

11

12

1

2

3

4



5

6

7

8

9

10

12

×

			-



1

1:0.6526

	-	-		
	-	-		
	-	-		
	-	-		

1:0.6526

2

1:0.6526

	-	-		
	-	-		
	-	-		
	-	-		

1:0.6526

"

“

”

“

”







1

2018 6

2018 12

" "

2

2019

"

"

ETC

1

2 PPP

PPP

PPP

PPP

3

4

5



1

2

4

2020 9 30 44.09
20.34 66.88

2018 2019 2020

		2020 9 30	2019 12 31	2018 12 31
300072.SZ		45.95%	46.89%	56.43%
300815.SZ		41.08%	59.35%	65.01%
603568.SH		39.83%	38.76%	46.23%
601330.SH		75.37%	74.42%	72.22%
600323.SH		66.96%	66.16%	61.05%
601827.SH		56.63%	66.77%	64.31%
601200.SH		55.55%	58.91%	51.22%
000967.SZ		38.61%	36.56%	40.18%
300070.SZ		66.48%	65.70%	61.46%
002310.SZ		69.97%	71.04%	69.33%
		55.64%	58.46%	58.74%
000826.SZ		61.54%	62.20%	61.44%

2018 12 31 2019 12 31 2020

9 30

5



1

2015 8

"

"

"

"

2015 10

2020 10

2020 14

2

" "

2015 1

2019 1

2019 9

2019 11

"

"

”

”

1

2



85

1

6

7

1

“ ”
/

20

11.63 /

20



^

f|


2

/

20

6.90 /

20



20 10

20% 20

10 20

20%

a. 399106.SZ 20

10

20%

10 20 20

20%

b. 883180.WI

20 10

20%

10 20 20

20%

4

10

8

20

9

10

1



2

3

/

4

5

6

11

12

1

2

3

4



5

8

9

10

12

×

			-

































"

"

1

1:0.6526

	-	-		
	-	-		
	-	-		
	-	-		

1:0.6526

" , , ž

2

1:0.6526

--	--	--



“ ”

-

“ ”

-

-

“

”

“

”

“

”

“

”

“

”

”

“

“

”



" " "

" " "

		%

		362,579,146	56.47


		62,400,000	9.72
		6,452,150	1.00
		5,741,031	0.89
		5,217,099	0.81
	-		
	-		

	41
	1,200,000
	1991 12 18

	914100001699542485

56.47%

43.53%



2017 9

255

2018

[2019] 16-00022

2019

[2020] 16-00006

2020 1-9

	-		
	-		
	-	-	-
		-	-
	-		



			1993		104,610,000
			[1997]497	[1997]498	1998
1	15			3,500	
1.00			5.99 /	1998 2 25	
			10,461	13,961	
1	1999	2018			
1999	5	18		1998	1998
			13,961	10 3	4,188.3
			13,961	18,149.30	1998
			"	"	"
			"		
				18,149.30	
2	2000				
1999	12	22		[1999]239	2000 1 21
			[2000]20	2000 3 6	
				[2000]42	
			7,150		
2000	9	20			
				[2000]237	
2000	5	18			
				[2000]197	
					3,849.30

3 2003

				2003	10	12		
[2003]291								
			3,849.30			7,150.00		
	21.21%	39.40%					"	"
2003	12	29						
	"	*ST	"			2003	57	
						60.61%		
						18,149.30		
2003	10	30		"				"
2005	5	20					"	
								"

4 2006 2

2006	1	23						
						10	2.5	
						15,343,293		
1998						2011	7	18
			2010		0787			
			906,707					16,250,000

5	2007	5	2006				
2007	5	12		2006			
2006				2006	12	31	181,493,000
			10	1		10	0.2
							19,964.23
6	2008	7		A			
2008	5	5					
			[2008]	636			3,000
		2008	7	1		A	3,000
	1		14.90	/			44,700
		A					229,642,300
7	2008	9	2008				
2008	8	30		2008			
2008						2008	7 7
		229,642,300			10	4	10
0.45				2008	7	7	229,642,300
	2008	6	30		10	4	
			183,713,840				
							413,356,140
2010	4	28		"			"
8	2012	1					
2010	12			2010			
				2010	12	21	
823.87			823.87		2012	1	

1,742,525

2012 1 30

415,098,665

9 2012 5

12 2013 12

2013 12

2,270,866

280,221

2,551,087

2014 3 22

648,935,863

13 2014 5 2013

2014 4 23

2013

2013

648,935,863

10

1.00

648,935,863

2013 12 31

10

3

194,680,758

648,935,863

843,616,621

14 2015 4

2015 4 10

252,179,937

846,241,398 29.80%

15.01%

2015 7 16

[2015]39

843,616,621

15 2015 10

2015 1 18

<

>

<

>

<

>

52

2,920,320

2015 10 30

52

2015 10 20

"

"

846,536,940

16 2015 12

2014 11

2014

2014 12 26

1,983.20

1,983.20

2015 12

7,760,640

854,297,580

17 2017 8

[2017]752

2017 8

167,544,409

2017 8 18

1,021,841,989

18	2018	5	2017			
2018	5	3		2017		2017
			2017	12	31	1,021,841,989
			10		4.00	408,736,795.60
10		0				10
						4
						408,736,796
						1,430,578,784
2019	7	4			"	"

2020 9 30

			%

2020 9 30

--	--	--	--

" "

	1 1 A 15 1503
	103,690.0905
	2014 09 30
	911101083179580061

)

--	--	--	--	--	--	--	--

-

"

"

"

"

1

“ ”

2

“ ” —

1 2 3 4 5 6 7 8 9 10 11 12 13 14 15 16 17 18 19 20 21 22 23 24 25 26 27 28 29 30 31 32 33 34 35 36 37 38 39 40 41 42 43 44 45 46 47 48 49 50 51 52 53 54 55 56 57 58 59 60 61 62 63 64 65 66 67 68 69 70 71 72 73 74 75 76 77 78 79 80 81 82 83 84 85 86 87 88 89 90 91 92 93 94 95 96 97 98 99 100

3







1

2018 6

2018 12

" "

2

2019

"

"

ETC

1

□

2 PPP

PPP

PPP

PPP

3

4

5



1

2

A

27

35

3

4

2020 9 30 44.09
20.34 66.88

2018 2019 2020

	2020 9 30	2019 12 31	2018 12 31
300072.SZ	45.95%	46.89%	56.43%



“ ”

20%

128

“ ”

“ ”

“

“ ” 7

“

123



"

" 1

"

"

2

3

4

5

6

7

"









