

**TUS ENVIRONMENTAL SCIENCE AND TECHNOLOGY
DEVELOPMENT Co., LTD.**

2020

“ ”

“ ”

“ ”

1993 3 26

[1993]30

1993 10 11

91420000179120511T

1998 1 15

“ ”

3,500

1998 2 25

TUS ENVIRONMENTAL SCIENCE AND TECHNOLOGY DEVELOPMENT Co. , LTD.

77

443000

1,430,578,784

			1997	497		1997	498	
	1998	1				35,00		
139,610,000								
	1999	6	1998			1998		
			139,610,000					10
3			139,610,000	181,493,000				
	2007	5	2006			2006		
			181,493,000					
	10	1	10	0.20		181,493,000		
199,642,300								
				2007				
	[2008]	636		2008	7	A	30,000,000	
				199,642,300		229,642,300		
	2008	9	2008			2008		
								229,642,300

10	4	10	0.45	2008	6	30		
	10	4					229,642,300	413,356,140
							1,742,525	2012 1
		413,356,140	415,098,665					
2012	5		2011					2011
							415,098,665	10
1.00		2011	12 31				10	2
			415,098,665	498,118,398				
			[2012]1622					2012
		145,601,142		2013	1	9		
498,118,398		643,719,540						
		643,719,540	646,384,776					
		646,384,776	648,935,863					
2014	5	2013						2013
	10	1.00	2013	12	31			10
	3		648,935,863	843,616,621				
2015	9							
			50,774,484	169,248,280				
25,387,242		6,769,931						
			843,616,621	846,536,940				
								846,536,940
854,297,580								
		[2017]752						
167,544,409		A	2017	8	18			
		854,297,580	1,021,841,989					

2018	5		2017			2017	
	2017	12	31		1,021,841,989		
10			4.00			10	4
	1,021,841,989			1,430,578,784			
						236,947,592	
				1,430,578,784		A	1,430,578,784

10

6

10%

1

1

25%

1

5%

6

6

5%

6

30

30

180

60

1%

7

5%

30%

50%

30%

70%

10%

30%

50%

5,000

6

2

2/3

1/3

10%

9

10

5

10

5

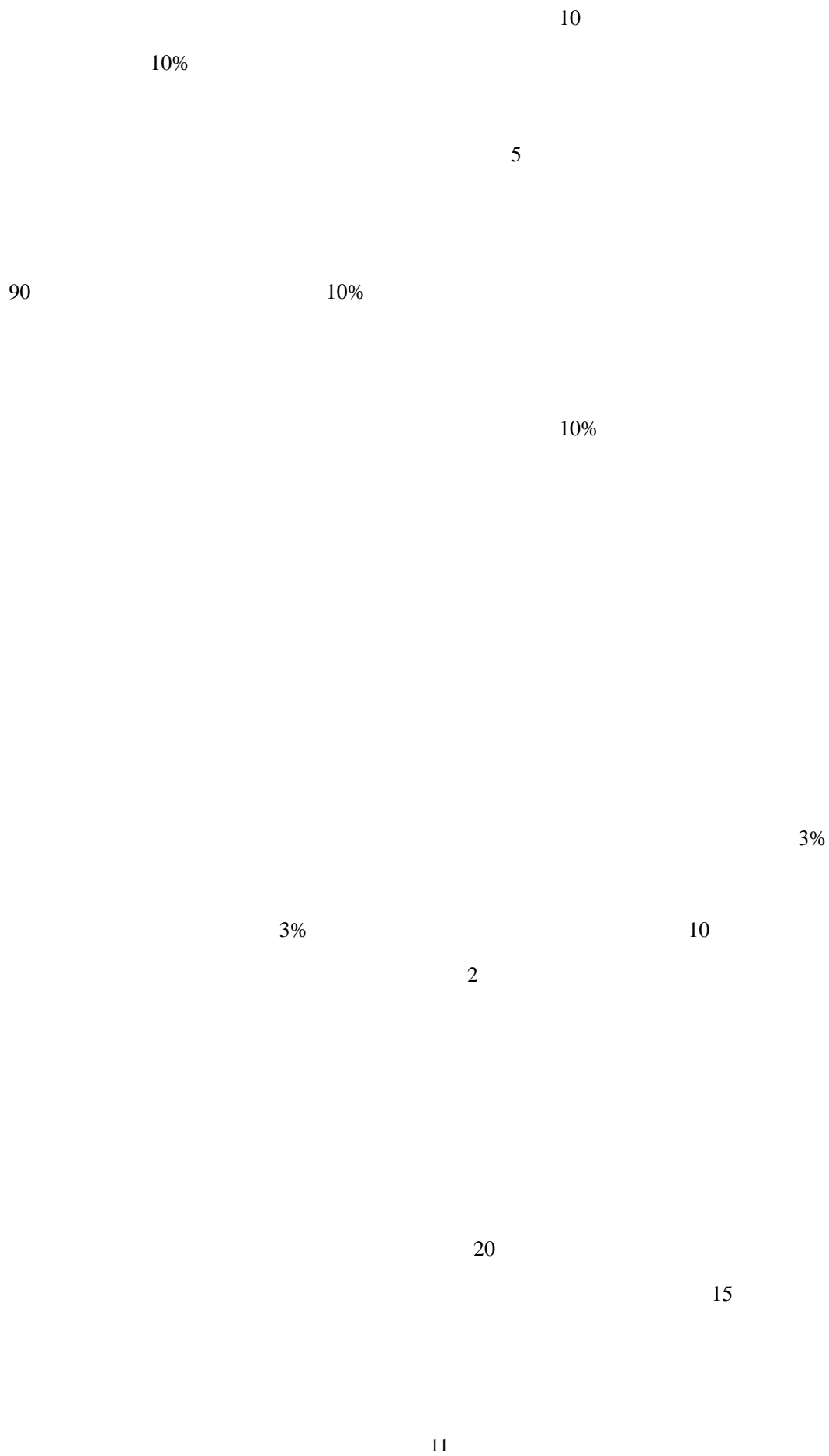
10

10%

10

5

10



3:00

9:30

3:00

2

12

10

1/2

2/3

30%

12

10

5

5

1.

2

3

16

4

15:00

15:00

1.

2

3

4

5

1.

2

1.

2

1.

2

15

3%

3%

5

2

2

2

1/3

10

3%

10

20

2

1

1.

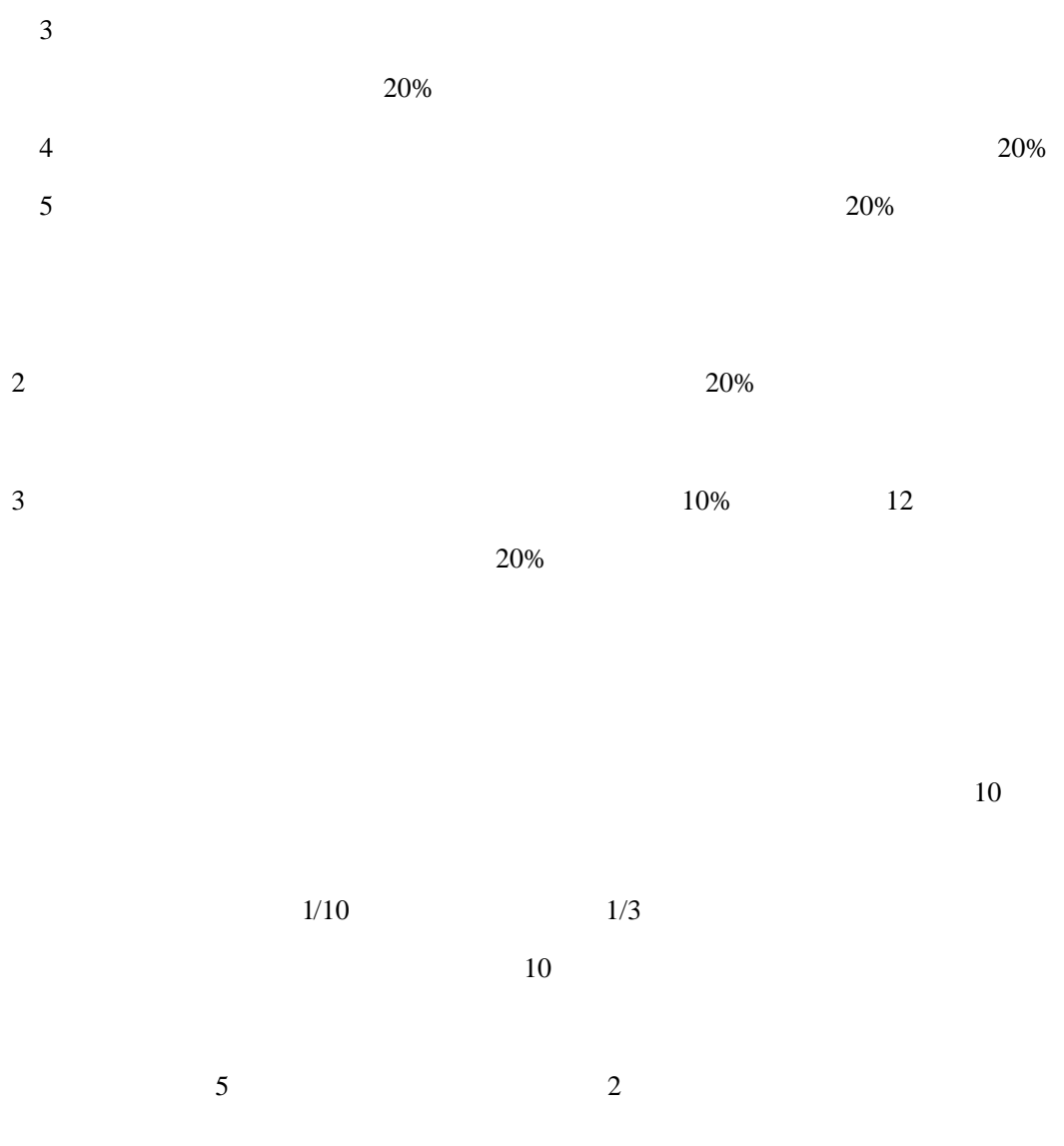
1

50%

5
30
300
0.5%
3,000
5%
()
6
30%
12
50%

1.

1
20%
20%
2
20%



10

3

28

1.

1

10%

10%

2

3	10%			
4		10%		
5			10%	
2				30
300			0.5	
3			10%	
4			5%	12
		10%		

3

1/3

32

6

10

4

6

2

3

9

1

10%

50%

33

25%

2

1.

2

1.

2

3


4

1

50%

5,000

2



“

”

www.cninfo.com.cn

www.szse.cn

45

10

30

30

10%

2/3

15

38

45

10

30

60

50%

50%

“ ” “ ” “ ”

“ ” “ ” “ ”

“ ” “ ”